




Tent image



Technical data

Clear-span width	1000 cm
Side height	420cm, 520 cm, 620cm
Ridge height	594cm, 694 cm, 794cm
Roof pitch	18°
Bay distance	500 cm

Gable uprights	2 gable uprights (per end)
Longest component	554cm, 654 cm, 754cm
Minimum tent length	1000 cm
Maximum tent length	No limit
Main profile	252 mm x 122 mm x 4 mm
Eave / corner connection	Internal eave insert
Max. allowed wind speed to DIN	100 km/h
Wind Load	0.5 kN/m ²
Snow load	0.75 kN/m ²
Cover	RÖDER No. 1: PVC-coated polyester textile, flame retardant to DIN 4102 B1, M2, or inflated textile iso-roof
Special design	Portal beams can be used in place of cross struts
Trapezoidal metal sheets	Strip-galvanized, exterior color coating RAL 9002 (grey-white), protective paint coating inside iso-sandwich elements

Tent top and side view image

